


Chalk It Up Pool ::: DBA Pool Table Update Removing Old Parts and Installing New Board




Removing Cables From Old Board

Step 1: Using a sharp knife run the tip down between the connector and the hot glue. Work the knife back and forth while pulling on the connector wires until the connector is free.

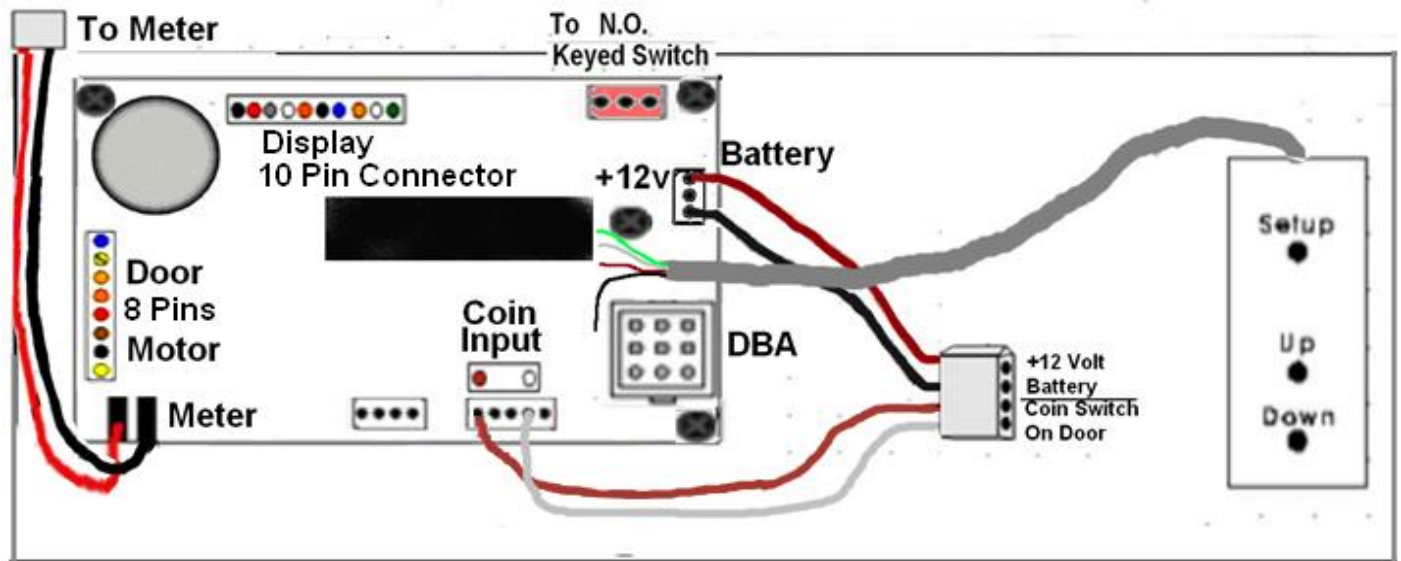

Step 2: Cut wire ties as needed to release wires from board.

Step 3: **Unplug** All Cables from the Board

Go to next Page and Install Cables on the New Board



Installing Back Into Pool Table



Cable No Longer Used.



Keyed Switch Added for After Hours Free Play. Normally Open Circuit . Allows for use of table for free when Keyed Switch Closed Normal Operation unaffected, except if it has credits they will not be removed. Any Credits added during this time will work after Key Switched to Off. Reinstall In Original Location. See Top for Cable Reconnections.

Factory Set at \$1.00 Per/Play, Bonus at \$5 and \$10

Next Setup Instructions:

Website <http://www.cputablesaw.com/>